TissuePatchDural™ sealant film

Guide to hydrating. Enhance handling characteristics in Cranial Dural Closure

1. Open



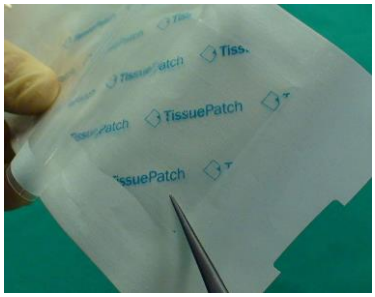

If you need to cut TissuePatchDural™ to size do so before opening the pouch.

Peel apart the inner pouch and remove with forceps.

2. Hydrate

In a suitable sized kidney bowl, with the 'TissuePatch' logo readable, place the patch between a surgical swab.

Saturate the swab with sterile saline/water - ambient or up to 37°C.

TissuePatchDural™ can be used from **1 minute** after hydration.

3. Apply

Keep the patch moist between the swab until needed.

Use within **30 minutes** after hydration.

Pick up using forceps and apply to the target tissue as directed in the Instructions for Use.

Always ensure you can read the 'TissuePatch' logo.



Customer Service Tel: +44 (0) 113 2000500

Tissuemed
www.tissuemed.com